

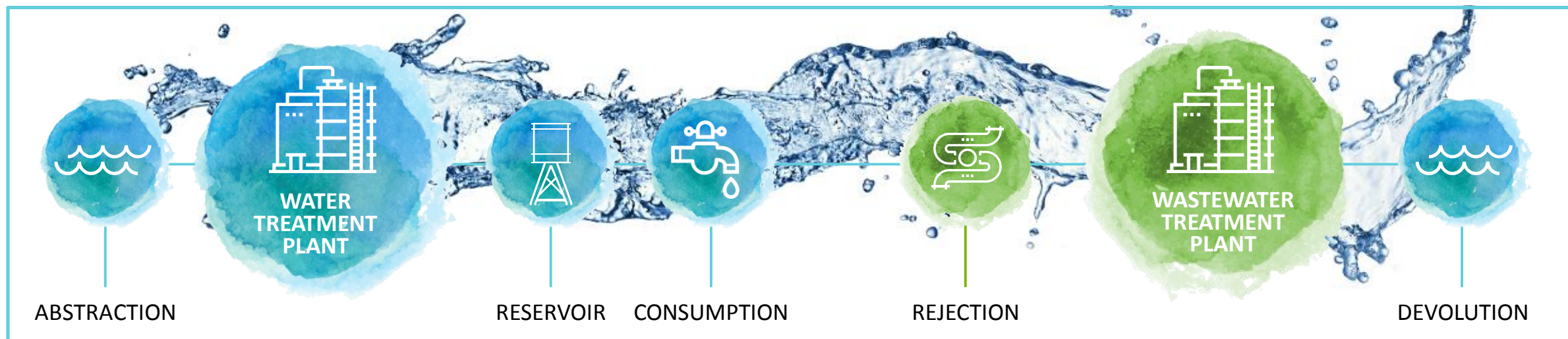


AdP GROUP



ORGANIZATION

Águas de Portugal is a **state owned holding founded in 1993** with the mission of designing, building and managing **Water Supply and Waste Water Systems**, in framework of economic, social and environmental sustainability.



REGIONAL WATER AND WASTEWATER UTILITIES



SHARED SERVICES



INTERNATIONAL



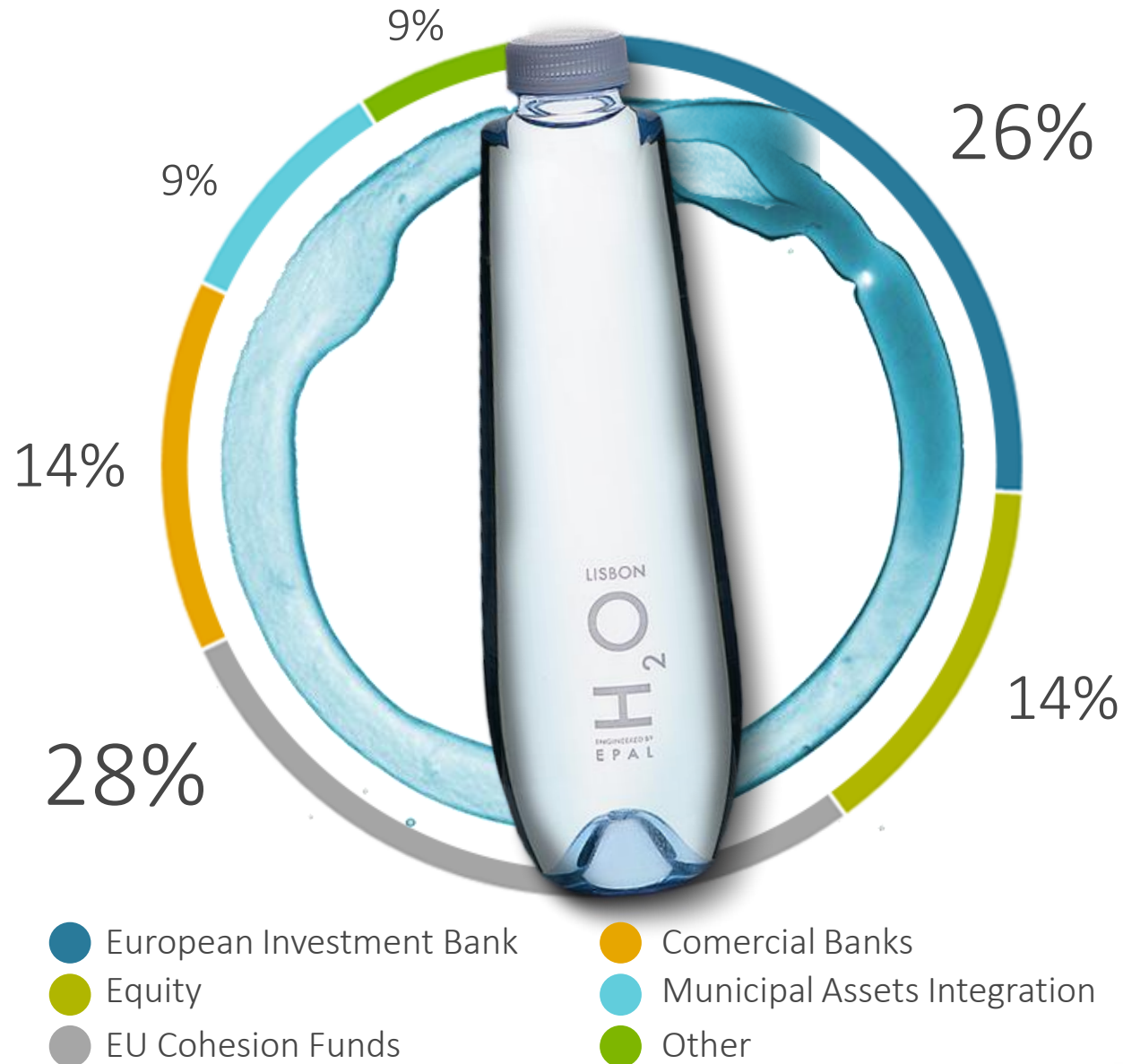
PORTUGUESE PUBLIC PARTNERSHIPS: A SUCESSFULL STORY SINCE 1993

Critical success factors

Corporatization, Win-win partnerships, Cost-recovery, Consolidation, Know-how



INFRASTRUCTURES INVESTMENT 1993 TO 2015 **7.5 billion €**



Turnover | 2015

670 000 000 €

Operational Result | 2015

209 000 000 €

EBITDA | 2015

285 000 000 €

Net Profit | 2015

166 000 000 €

WATER SUPPLY AND WASTEWATER SYSTEMS

150 WTP

1 135 water intakes

970 WWTP

16 386 km
Water trunks and networks

1680 reservoirs

9 465 km
Sewerage network

2 510
Water and wastewater
pumping stations

ADP Regional
Operators manage
thousands of
infrastructures

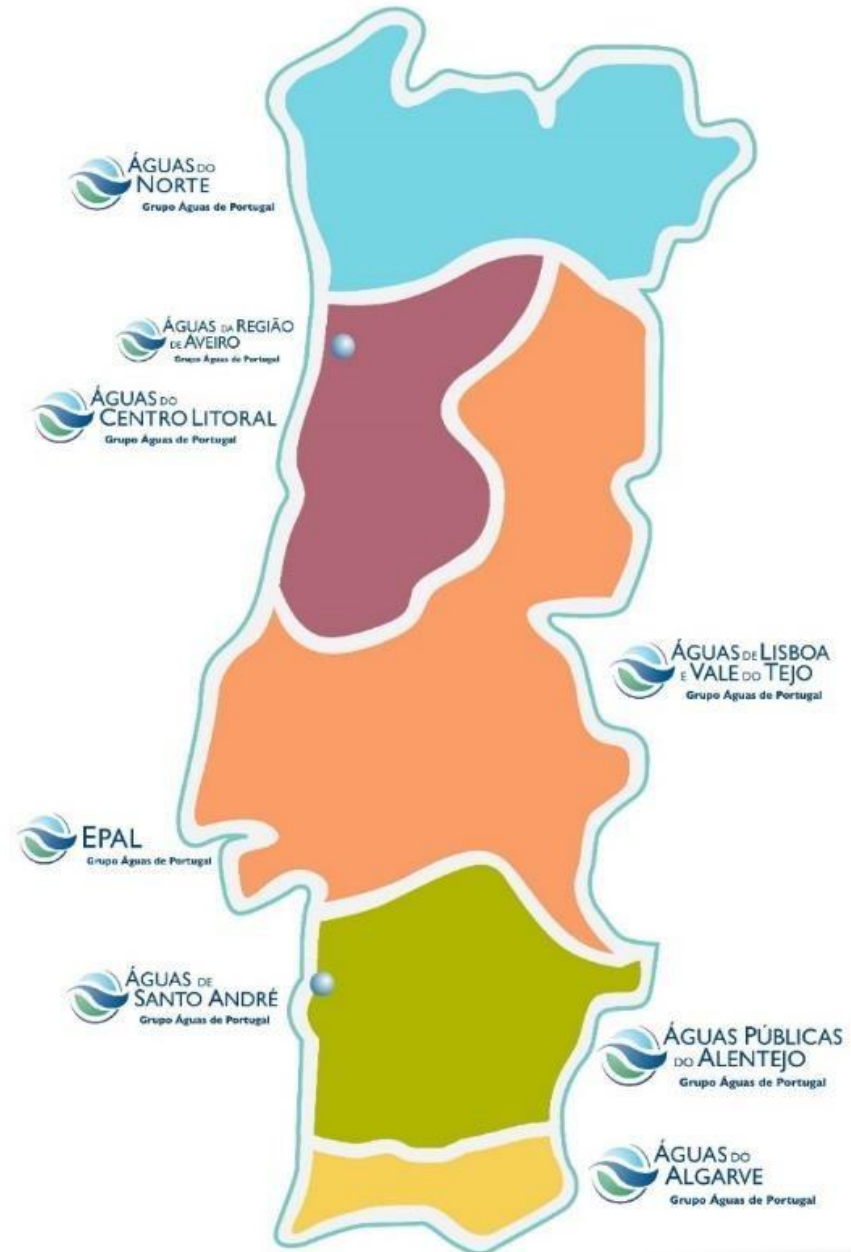


A WIDE RANGE OF SOLUTIONS

Services provision
to **80% of the**
Portuguese Population

In the last 20 years the
Águas de Portugal Group has
created **18 water supply
and sanitation regional
utilities serving 8 million people**

From highly density
urban areas to rural regions;
From **small decentralized systems**
to large **High-Tech and Smart Systems**






OUR PEOPLE, OUR COMPETENCES

3 155 professionals, working in the fields of Engineering ,asset management, operation and maintenance, investments planning, smart systems, energy efficiency, laboratories and others



OUR TECHNICAL KNOW-HOW





IT SOLUTIONS FOR EFFICIENCY & QUALITY



NON-REVENUE WATER REDUCTION
IN DISTRIBUTION NETWORKS

Monitoring system for
Network Management
and Water Losses Control



For more information please visit www.epal.pt



The diagram features a central blue watercolor-style circle with a white icon of a water drop inside a circle. Surrounding this central circle are six smaller white circles, each containing a logo and connected to the center by a thin black line. Each of these six circles is further connected to a text box describing the solution. The text boxes are arranged in a circular pattern around the central circle. The entire diagram is set against a white background with a faint blue watercolor texture. At the bottom of the image, there is a horizontal bar representing a smartphone screen, with the diagram's content appearing on it.

IT SOLUTIONS FOR EFFICIENCY & QUALITY

GIS solution for **operation and maintenance** of infrastructures



Customer Support Service providing data on drinking water consumption



Operational Mobility Management solution for the register, plan and control of work orders executed under the operation and maintenance of water and sanitation networks



Solution for Asset Management and Maintenance based on IBM MAXIMO Integration with G/InterAqua, AQUAFIELD and ERP (commercial management)



Smart System for **Energy Management** in WWTP



Commercial and Technical Management system supported on IS



WORKING TODAY FOR OUR FUTURE



OUR HISTORY, THE RESULTS...

Visit Águas de Portugal
YOUTUBE Channel

